



ICEO520 ON B42

Features

- Space-saving 22" (558 mm) wide design.
- Produces up to 559 lbs (254 kg) of ice per day.
- *Harvest Assist* provides consistent ice production for the life of the ice maker while reducing energy consumption and increasing capacity.
- *Pure Ice®* exclusively by Ice-O-Matic. Built-in antimicrobial protection for the life of the ice maker inhibits bacteria growth on ice maker surfaces. Ice-O-Matic's optional water filtration system provides protection against unpleasant tastes, odors and scale formation.
- Durable, electroless nickel plating on all evaporator plates ensures reliability.
- *Longest warranty in the industry.* Purchase an Ice-O-Matic water filter with your cube ice maker, replace the filter every six months, and the evaporator warranty is extended to 7 years parts and labor (available in the U.S. and Canada only).
- Constructed from corrosion-resistant stainless steel and fingerprint-proof plastic.
- Optional Top Air Discharge available on select models.

Options & Accessories

| WATER FILTERS | | | |
|-------------------|----------|-------------|---------------|
| Ice Machine Model | Manifold | | Inline |
| | System | Replacement | System |
| ICEO520 | IFQ1 | IOMQ (1) | IFI4C / IFI8C |
| ICEO525 | | | |

Ice Maker Warranty

Every Ice-O-Matic ice maker is backed by a warranty that provides both parts and labor coverage.

- Three years **Parts** and **Labor**.
- Five years **Parts** coverage on the evaporator and compressor.
- Seven years **Parts** and **Labor** on the evaporator when you purchase an Ice-O-Matic water filter with your cube ice maker and replace the filter every six months (available in the U.S. and Canada only).

Ice Form



CUBE

| FULL CUBE DIMENSIONS | |
|----------------------|---|
| W x D x H (in.) | 7 ⁵ / ₈ x 7 ⁵ / ₈ x 7 ⁵ / ₈ |
| W x D x H (mm) | 22 x 22 x 22 |
| HALF CUBE DIMENSIONS | |
| W x D x H (in.) | 3 ⁵ / ₈ x 7 ⁵ / ₈ x 7 ⁵ / ₈ |
| W x D x H (mm) | 10 x 22 x 22 |

Bin Chart Kits for Combining Wider Bins with Smaller Models

| ICE STORAGE BINS | | | | | | | | | | |
|------------------|------------------|------------------|------------------|------------------|------------------|-------------------|------------------|-------------------|-------------------|-------------------|
| Model No. | B25 | B40 | B42 | B55 | B700 | B1000 | B100 | B1300 | B1325 | B1600 |
| Capacity | 242 lbs (110 kg) | 344 lbs (156 kg) | 351 lbs (160 kg) | 510 lbs (232 kg) | 680 lbs (308 kg) | 1000 lbs (454 kg) | 854 lbs (388 kg) | 1320 lbs (599 kg) | 1325 lbs (601 kg) | 1660 lbs (753 kg) |
| Width | 30 in (762 mm) | 30 in (762 mm) | 22 in (559 mm) | 30 in (762 mm) | 30 in (762 mm) | 30 in (762 mm) | 48 in (1219 mm) | 48 in (1219 mm) | 60 in (1524 mm) | 60 in (1524 mm) |
| Kits | KBT 19 | | Kit Not Required | KBT 19 | N/A | | | | | |
| ICEO520 | KBT 19 | | Kit Not Required | KBT 19 | N/A | | | | | |
| ICEO525 | KBT 19 | | Kit Not Required | KBT 19 | N/A | | | | | |

*See Ice-O-Matic Price List for Adapter Kits to combine ice makers with most available ice/beverage dispensers.

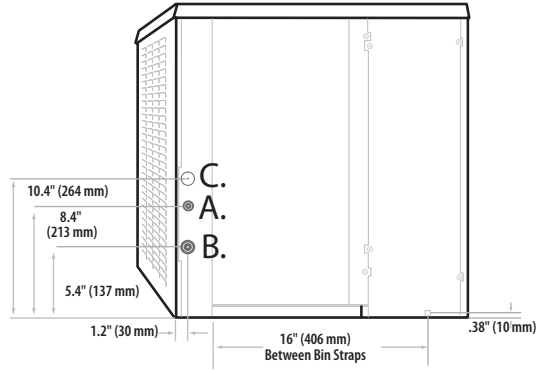
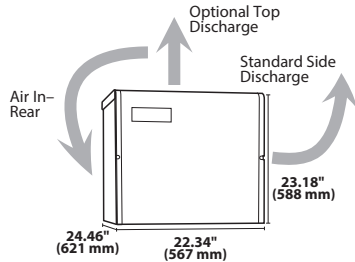


ICEO520/O525 CUBE ICE MAKER

Air Cooled

Please note: air-cooled units require 6" (152 mm) clearance for air intake and exhaust.

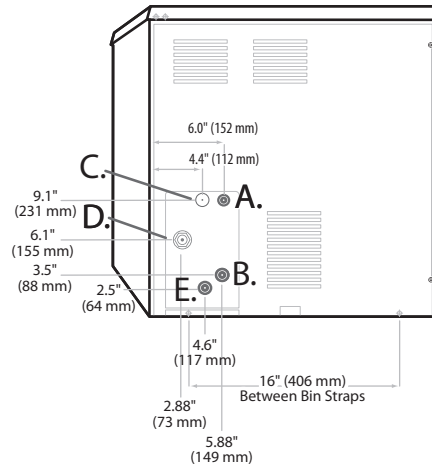
- A. Ice maker potable water in, 3/8" FPT.
- B. Ice maker water out, 3/4" FPT.
- C. Hole for electrical connections, 7/8".



Air Cooled

Water Cooled/Remote

- A. Ice maker potable water in, 3/8" FPT.
- B. Ice maker water out, 3/4" FPT.
- C. Hole for electrical connections, 7/8".
- D. Condenser water in, 3/8" FPT.
- E. Condenser water out, 1/2" FPT.



Water Cooled

Operating Requirements

| | MINIMUM | MAXIMUM | |
|-------------------------|-------------------|-------------------|--------------|
| | | 60 Hz | 50Hz |
| Ambient Temp. Range Air | 50°F (10°C) | 100°F (38°C) | 110°F (43°C) |
| Water Temp. | 40°F (4.4°C) | | |
| Water Pressure | 20 PSIG (1.4 BAR) | 60 PSIG (4.1 BAR) | |

Dimensions

| ALL MODELS | |
|-----------------|-----------------------|
| W x D x H (in.) | 22.34 x 24.46 x 23.18 |
| W x D x H (mm) | 567 x 621 x 589 |

Specifications

| Model Number | Cond. Unit | Ice Production per 24hrs | | Water Usage gallons per 100 lbs of Ice 90°F air/70°F water | | kWH Used per 100 lbs of ice @ 90°F air/70°F water | Voltage Characteristics | Min. Circuit Ampacity | Fuse Size | Approx. BTUs per hour** |
|--------------|------------|------------------------------|------------------------------|--|-----------|---|-------------------------|-----------------------|-----------|-------------------------|
| | | 70°F air/50°F water lbs (kg) | 90°F air/70°F water lbs (kg) | Potable | Condenser | | | | | |
| ICEO520A★ | Air | 482 (219) | 340 (154) | 19.5 | - | 6.6 | 115/60/1 | 16.0 | 20 | 7,753 |
| ICEO520W | Water | 527 (239) | 442 (201) | 23.2 | 169 | 4.20 | 115/60/1 | 11.8 | 15 | 7,852 |
| ICEO520T★ | Air | 482 (219) | 340 (154) | 19.5 | - | 6.6 | 115/60/1 | 16.0 | 20 | 7,753 |
| ICEO525A | Air | 559 (254) | 404 (184) | 25.1 | - | 6.10 | 220-240/50/1 | 9.2 | 16 | 8,617 |
| ICEO525T | Air | 559 (254) | 404 (184) | 25.1 | - | 6.10 | 220-240/50/1 | 9.2 | 16 | 8,617 |

NOTES:

Number of Wires: 3 (including ground)
 Approx. Shipping Weight lbs (kg): ICEO520A 165 (75) • ICEO520W 175 (79) • ICEO525A 165 (75) • ICEO525T 165 (75)
 Refrigerant Type: R404A
 Optional Top Air Discharge on ICEO525 only.

**BTUH is calculated 0°F Evaporator, 100°F Condensing, and 33 PSIG.

★ENERGY STAR qualified machine. Please see our website www.iceomatic.com for the latest list of ENERGY STAR qualified machines and available rebates