




CARE AND MAINTENANCE / OPERATING INSTRUCTIONS


FOR WARRANTY SERVICE INFORMATION PLEASE CALL 1-866-531-6243.

For other parts or trouble-shooting service information, visit WWW.GLASSWASHERPARTS.COM or contact us at the Bar Maid Customer Service line at 954-960-1468


Congratulations on your purchase of the finest Glass Washer made. Bar Maid® machines are manufactured and tested to meet the toughest safety and sanitation standards. Please follow these instructions carefully. Failing to do so in some cases may damage the machine, cause injury to the operator and/or void warranty.


These caution marks are located throughout this guide and on your Glass Washer


 = Lightning flash within a triangle, is to alert the user of the presence of dangerous voltage that may create a risk of electric shock. Do not open cover. No user serviceable parts within.

 = The exclamation point within a triangle is to alert the user to:

- “Caution” important information regarding the care and use of this equipment
- “Warning” possibility of personal injury








 = Triangle with fuse symbol is to alert user to fuse type and rating

 = Power off

 = Power on

IMPORTANT SAFEGUARDS!! PLEASE READ THIS FIRST:

Follow these basic safety precautions when using electrical appliance to reduce the risk of fire, electric shock and/or personal injury

-  **WARNING:** “A” Model Upright machine motors are water resistant but NOT SUBMERSIBLE. Do not use “A” Model Upright machines in sinks or tanks where there is a risk of falling over or submersing the motor.
-  **WARNING:** Observe the water level labels on machines. Do not overfill tanks. Never fully submerge any Glass Washer motor.
-  **WARNING:** Special SS Model cord requires original replacement part available only from Bar Maid Corporation. Contact Bar Maid Corporation for replacement.
-  **WARNING:** Motors may get hot with extended use. Turn off when not in use.
-  **WARNING:** Plug unit **only** into a **GROUND**ED outlet that matches the voltage/cycle as listed on the motor. Outlet must be equipped with a UL/CSA approved ground-fault circuit interrupter (G.F.C.I.).
-  **WARNING:** Keep electrical cord clear of brushes and water.
-  **WARNING:** Switches and switch boxes (for SS Model) must **NOT** contact water. **ATTACH BOX TO A DRY LOCATION with screws provided.**