



Half cube (.5" x 1" x 1")

UNDERCOUNTER ICE MACHINES

Model	Product ID	Cube	Capacity
KUH220-1A	300003	Half	231 Lbs/24 Hr

STANDARD FEATURES

- 81 pound bin capacity
- Produces 'half cube' style ice cubes
- Polyethylene, one piece, rotomolded bin interior for durability and longevity
- Enhanced water distribution improves water flow
- High efficiency evaporator helps limit wasted water and energy usage
- Easily removable panels increase ease of serviceability
- Advanced electronic board diagnoses all possible faults and controls all machine operations
- 304 stainless external frame for resistance

WARRANTY


Kintera ice machines are warranted to be free from defects in material and workmanship under normal use and service for a period of 2 years for parts and labor. The compressor and evaporator carry an additional 3 year warranty for the part only.



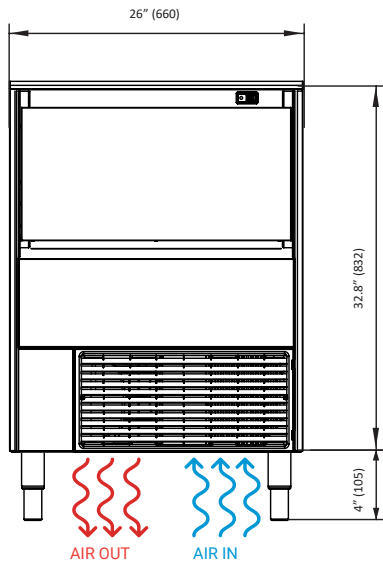
Items	Description
Refrigerant	R290
Ambient Temp Range	41 - 109F
Water Temp Range	41 - 95F
Water Pressure Range	14.5 - 87 psi
Cubes Per Cycle	240
Approvals	NSF, ETL
Materials	304 Stainless Steel

Items	Description
Accessories Included	Ice Scoop
Not Included	Casters (adds 4" to base height)
	Glides (adds 1/2" to base height)

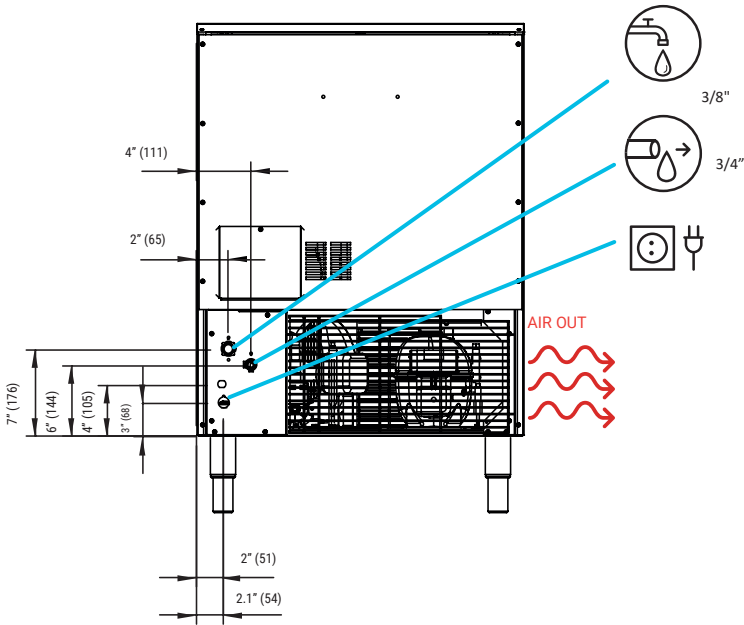
SIDE VIEW



FRONT VIEW



REAR VIEW



* All dimensions in inches (and mm)

Model	Kwh/100 lbs	Water Usage (Gal/100 lbs)	Ice Production (70/50)	Ice Production (90/70)	External Dimensions			Circuit Wires	Voltage /Hz /ph	Amp	Heat Rejected (BTU/hr)	Net Weight (lbs)	Crated Weight (lbs)
					W	D	H						
KUH220-1A	3.7	26.4	231	180	26"	27.63"	32.8"	3	115/60/1	6.0	2,806	154	168

*6" leg height not included

*Crated dimensions (29 x 29 x 38)

*Cubic Volume: 17.97ft

**Freight Class 92.5