

Half cube (.5" x 1" x 1")

## UNDERCOUNTER ICE MACHINES

Model	Product ID	Cube	Capacity
KUH130-1A	300001	Half	139 Lbs/24 Hr

### STANDARD FEATURES

- 44 pound bin capacity
- Produces 'half cube' style ice cubes
- Polyethylene, one piece, rotomolded bin interior for durability and longevity
- Enhanced water distribution improves water flow
- High efficiency evaporator helps limit wasted water and energy usage
- Easily removable panels increase ease of serviceability
- Advanced electronic board diagnoses all possible faults and controls all machine operations
- 304 stainless external frame for resistance


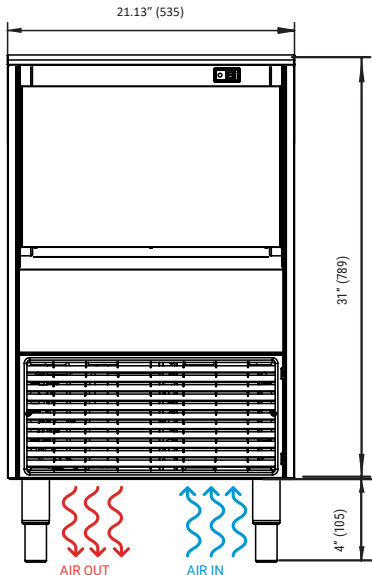
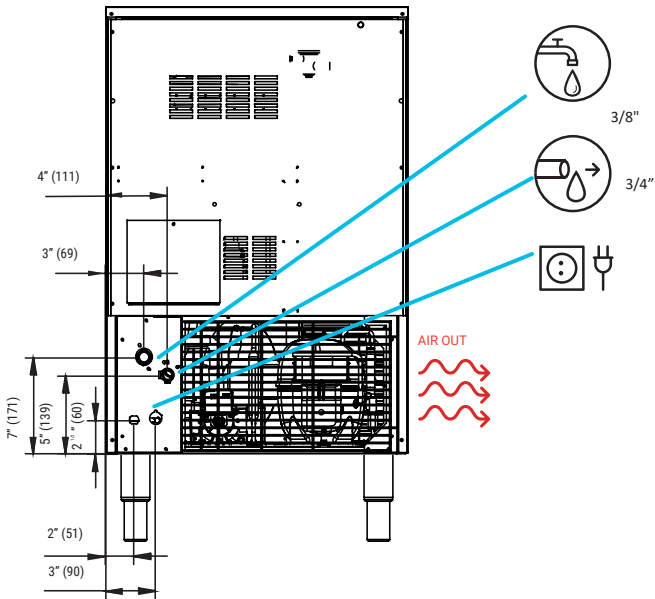
### WARRANTY

Kintera ice machines are warranted to be free from defects in material and workmanship under normal use and service for a period of 2 years for parts and labor. The compressor and evaporator carry an additional 3 year warranty for the part only.



Items	Description
Refrigerant	R290
Ambient Temp Range	41 - 109F
Water Temp Range	41 - 95F
Water Pressure Range	14.5 - 87 psi
Cubes Per Cycle	150
Approvals	NSF, ETL
Materials	304 Stainless Steel

Items	Description
Accessories Included	Ice Scoop
Not Included	Casters (adds 4" to base height)
	Glides (adds 1/2" to base height)

**SIDE VIEW**

**FRONT VIEW**

**REAR VIEW**


\* All dimensions in inches (and mm)

Model	Kwh/100 lbs	Water Usage (Gal/100 lbs)	Ice Production (70/50)	Ice Production (90/70)	External Dimensions			Circuit Wires	Voltage /Hz /ph	Amp	Heat Rejected (BTU/hr)	Net Weight (lbs)	Crated Weight (lbs)
					W	D	H						
KUH130-1A	5.7	21.6	139	112	21.13"	23.38"	31"	3	115/60/1	6.0	1,605	117	126

\*Crated dimensions (26 x 24 x 36)

\*Cubic Volume: 12.84ft

\*\*Freight Class 92.5

**Kintera Customer Service: (833) KINTERA (546-8372)**  
**Kintera Warranty Service: (866) 909-2855**

Kintera Food Equipment, LLC - 9 Hampshire St, Mansfield, MA, 02048

