



Full cube (1"x 1"x 1")

UNDERCOUNTER ICE MACHINES

| Model | Product ID | Cube | Capacity |
|-----------|------------|------|---------------|
| KUF160-1A | 300006 | Full | 159 Lbs/24 Hr |

STANDARD FEATURES

- 44 pound bin capacity
- Produces 'full cube' style ice cubes
- Polyethylene, one piece, rotomolded bin interior for durability and longevity
- Enhanced water distribution improves water flow
- High efficiency evaporator helps limit wasted water and energy usage
- Easily removable panels increase ease of serviceability
- Advanced electronic board diagnoses all possible faults and controls all machine operations
- 304 stainless external frame for resistance

WARRANTY

Kintera ice machines are warranted to be free from defects in material and workmanship under normal use and service for a period of 2 years for parts and labor. The compressor and evaporator carry an additional 3 year warranty for the part only.




| Items | Description |
|----------------------|---------------------|
| Refrigerant | R290 |
| Ambient Temp Range | 41 - 109F |
| Water Temp Range | 41 - 95F |
| Water Pressure Range | 14.5 - 87 psi |
| Cubes Per Cycle | 75 |
| Approvals | NSF, ETL |
| Materials | 304 Stainless Steel |

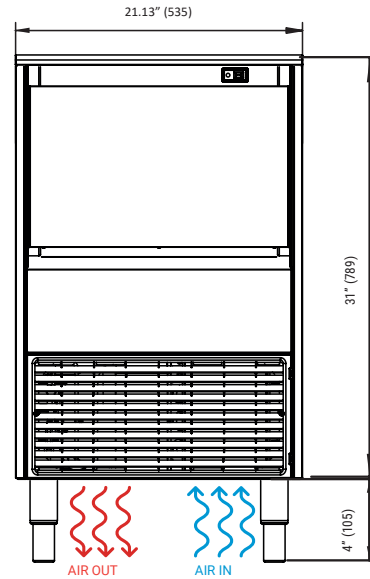
| Items | Description |
|----------------------|-----------------------------------|
| Accessories Included | Ice Scoop |
| Not Included | Casters (adds 4" to base height) |
| | Glides (adds 1/2" to base height) |



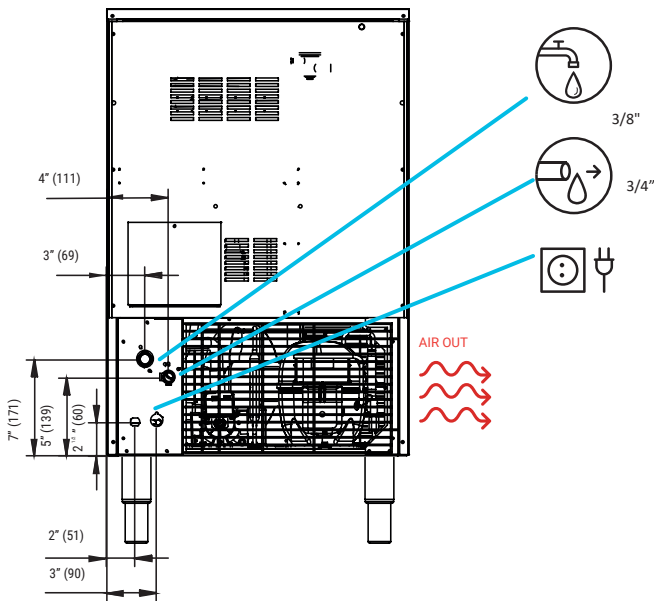
SIDE VIEW



FRONT VIEW



REAR VIEW



* All dimensions in inches (and mm)

| Model | Kwh/100 lbs | Water Usage (Gal/100 lbs) | Ice Production (70/50) | Ice Production (90/70) | External Dimensions | | | Circuit Wires | Voltage /Hz /ph | Amp | Heat Rejected (BTU/hr) | Net Weight (lbs) | Crated Weight (lbs) |
|-----------|-------------|---------------------------|------------------------|------------------------|---------------------|--------|-----|---------------|-----------------|-----|------------------------|------------------|---------------------|
| | | | | | W | D | H | | | | | | |
| KUF160-1A | 5.2 | 21.6 | 159 | 126 | 21.13" | 23.38" | 31" | 3 | 115/60/1 | 6.0 | 2,277 | 117 | 126 |

*Crated dimensions (26 x 24 x 36)

*Cubic Volume: 12.84ft

**Freight Class 92.5

Kintera Customer Service: (833) KINTERA (546-8372)
Kintera Warranty Service: (866) 909-2855

Kintera Food Equipment, LLC - 9 Hampshire St, Mansfield, MA, 02048

