




Accessories to Complete Your Installation





In addition to components included in various connector kits, Dormont offers a wide selection of regulators, fittings, valves, and numerous other parts for your use in installing connectors.



Dormont gas appliance pressure regulators:

- Designed for main burner and pilot applications requiring precise control of gas flow.
- Feature high-strength aluminum castings.
- Tested for multi-positional mounting; may be installed on any plane or angle without restriction.
- Available for natural, manufactured, mixed LP, or LP/gas-air mixture.

BTU/hr	PART #	Pipe Size	Inlet Pressure	Outlet Pressure	
Convertible Regulators					
125k/200k	RV47CL-33	3/8"	1/2 PSIG	4.0" - 10.0" wc	
230k/368k	RV48CL-32	1/2"	1/2 PSIG	5.0" - 10.0" wc	
250k/400k	RV48CL-42	3/4"	1/2 PSIG	5.0" - 10.0" wc	
Regulators for Natural Gas					
125k	RV47LNG-22	3/8"	1/2 PSIG	3.0" - 6.0" wc	
230k	R48N32-0306-3.5	1/2"	1/2 PSIG	3.0" - 6.0" wc	
250k	R48N42-0306-3.5	3/4"	1/2 PSIG	3.0" - 6.0" wc	
1100k	RV61LNG-52	1"	1 PSIG	4.0" - 8.0" wc	
1100k	RV61LNG-62	1-1/4"	1 PSIG	4.0" - 8.0" wc	
2500k	RV81LNG-72	1-1/2"	1 PSIG	3.0" - 8.0" wc	
Regulators for LP Gas					
200k	RV47LLP-22	3/8"	1/2 PSIG	8.0" - 12.0" wc	
368k	R48P32-0512-10	1/2"	1/2 PSIG	5.0" - 12.0" wc	
400k	R48P42-0512-10	3/4"	1/2 PSIG	5.0" - 12.0" wc	
1760k	RV61LLP-52	1"	1 PSIG	5.0" - 12.0" wc	
1760k	RV61LLP-62	1-1/4"	1 PSIG	5.0" - 12.0" wc	

Fittings, Valves, & Accessories

PART #	Description	
Bushings		
70-4132	3/4" M.NPT x 1/2" F.NPT	
70-5142	1" M.NPT x 3/4" F.NPT	
70-6152	1-1/4" M.NPT x 1" F.NPT	
Street Elbows - Male x Female		
050SE	1/2"	
075SE	3/4"	
100SE	1"	
125SE	1-1/4"	
Elbows - Female x Female		
050E	1/2"	
075E	3/4"	
100E	1"	
125E	1-1/4"	
Straight Ball Valves - FIP x FIP (Full Port)		
038FV	3/8" FIP x 3/8" FIP	
050FV	1/2" FIP x 1/2" FIP	
075FV	3/4" FIP x 3/4" FIP	
100FV	1" FIP x 1" FIP	
125FV	1-1/4" FIP x 1-1/4" FIP	

PART #	Description	
Threaded Couplers		
050C	1/2" NPS	
075C	3/4" NPS	
100C	1" NPS	
Threaded Nipples		
050SN	1/2" NPS	
075SN	3/4" NPS	
100SN	1" NPS	
125SN	1-1/4"	